



BC Philatelic Society NEWSLETTER

**Thanks and Greetings for You All
We Shared Philately Sentiments in 2011**



Sinking of the Titanic as the Main Theme for VANPEX 2012

At the club meeting, our dear members agreed to choose the 100th anniversary of the 1912 sinking of the Titanic as the main theme for VANPEX 2012, and the Jubilee Anniversary of HM Queen Elizabeth II as a sub-theme.

Not all philatelic exhibitions have themes, but VANPEX has been "themed" for at least the last several years. The VANPEX committee encourages members to show exhibits related, however loosely, to each year's theme or themes, but that's not a requirement. Any exhibit on any theme is always welcome at VANPEX.



A Request and A Reminder:

1. We're very short on Styrofoam cups and snacks at the church. If a few people could pick up some cups, cookies, etc., that would be great.

2. We could certainly use a "snacks chairperson" -- any volunteers?

-----by Editor Mulberry Sang

A Merry Christmas and Happy New Year!



A Sweet Reminder: No More Monday Meetings

Starting in the second week in February, BC Phil meetings on Monday mornings will be a thing of the past.

Several years ago, a poll showed that some BC Phil members would attend meetings in the daytime, but did not wish to travel at night. To accommodate them, the club executive began scheduling swap & shop meetings for the first Monday morning of each month. The meetings that would have fallen on the first Wednesday evening of each month were cancelled.

The Monday meetings have never been well attended. In fact, some of the members who said they wanted daytime meetings never did attend. Now the executive has voted to revert to the former schedule.

The final Monday daytime meeting is scheduled for January 30, 2012, starting at 10:30 a.m. After that date, all BC Phil meetings from will take place at 7:30 p.m. on Wednesday evenings. This change is reflected in the schedule of meetings included in this newsletter.

-----by Bob Ingraham



ALSO Inside this very intriguing edition:

- **Reflections on VANPEX 2011**
By Trevor N. Larden ___page 2
- **The BC Phil offers Philately 101 Philatelic Workshops**
By Bob Ingraham ___page 3,4
- **An Exhibit Frame for Postal Use**
By Bob Ingraham ___page 4,5
- **Rare Audrey Hepburn Stamps**
By Mulberry Sang ___page 6
- **Early Austro-Hungarian Occupation Stamps in China**
By Mulberry Sang ___page 7
- **BC Phil Event Schedule** ___page 8



The B.C. Philatelic Society Newsletter is printed three times a year and is free to all members of the Society.

President: Duff Malkin

edm@telus.net

604-7387979

Vice President: Trevor Larden

nanbellcan@netscape.net

604-2245836

Treasurer: Derren Carman

verdraco@uniserve.com

604-4657515

Newsletter Editor: Mulberry Sang

pandastamps@hotmail.com

604-8085889

Web Master : Bob Ingraham

b.ingraham@shaw.ca

604-6940014

NEWSLETTER

Editor's Note: In this text, Trevor N. Larden, member of BC Phil Society reviews on VANPEX 2011, and through his philately insight, we could feel some sentiments and endeavours that our dear club members experienced in the event. Hope you enjoy reading it with smile.



Reflections on VANPEX 2011


----- by Trevor N. Larden

'The Good, the Bad, and the Ugly' First, kudos and thanks to all those who helped set-up, take down, exhibited, and spent hard-earned cash at the Dealers' tables. A special thanks to the 'big' (and 'little') three, in alphabetical order:

Nancy Bell, for the Luddite husband, who is computer deaf, dumb and blind! -- She is my 'seeing eye dog' – no smart remarks please!

Derren Carman – all the wonderful peripheral material that I love to collect (steady at the helm, good at finances (somebody did, however, have sticky fingers), and a great all-around 'factotum' (look it up).

Bob Ingraham (Exhibits) – which could drive anyone 'nuts!' (More later) Bob knows more about the art and science of exhibits and exhibiting, to my knowledge, in my experience of collecting.



This is basically, the 'Good,' along with some first-class exhibits; first-timer Jan Verster, deemed best in show; and the Club one-page exhibit was fun and well received – got Leslie to exhibit – a big plus!

The 'Bad' – I will not dwell on this; the set-up was a mad house; we must do better. Again, more are to follow.

The 'Ugly' – late exhibits; some were not following any instructions. The whole thing was a bit ridiculous.

So!!! An Executive meeting has made some sweeping changes. Martine Mercier is now Exhibits Chairman, with Bob in the background as a 'Consultant,' and me up front, doing a bit of 'glad handing.' No pleading or begging, however.



Our dear club member Trevor and Nancy are having their happy riding moment in 2011.

And a maximum of 5 frames, 2 exhibits, and 1 medal (the higher category of medal, if 2 exhibits), were to be set-up on the Thursday evening after the frames are in place. No Friday morning set-up – no excuses.

Frame fees will be \$12 for a 1-frame exhibit, and \$10 each for 2 or more frames, with NO refund. And, we will spend some \$\$s to hire 2, 3, or even 4 young fellows who are strong to do the physical work. And, Rob Casey, will enforce to order out of this chaos; we will work on a proper sequence of events, so we are not all falling over each other. And there it is – it may sound a little critical, but with some adjustments, as stated, with probably more ideas to follow, we will get VANPEX 2012 off to a much better footing.

VANPEX 2012 – September 28 and 29 – we are going to have lots of warning.



Editor's Note: In this text, Bob Ingraham, member of BC Phil Society tells us his modest proposal of opening philately courses in the club, aiming to lend a hand to those who are beginners, or casual collectors, so as to share more philately sentiments in this regard. Hope you enjoy reading it with smile.

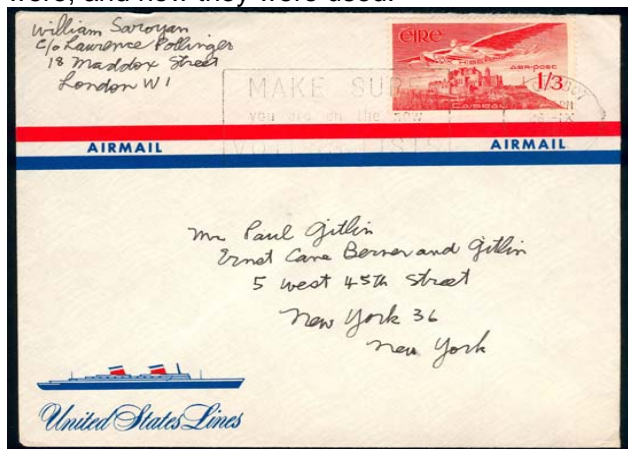


**The BC Phil offers Philately 101
Philatelic Workshops Begin in February
---- by Bob Ingraham**

It will almost be like enrolling in a university course in philately. Call it Philately 101.

Starting in February, the second BC Phil meeting of each month will feature what we're calling a "Philatelic Workshop". There's no tuition, and you won't have to buy textbooks. The "instructors" will vary from month to month, and they won't take attendance. There won't be any exams. But if you attend regularly, you'll come away knowing a lot more about stamps and postal history than you do now.

In part, the workshops stem from an exchange of emails following VANPEX 2011. It turned out that a member who is relatively new to collecting wanted to create a one-frame exhibit for VANPEX, but didn't understand how to do it. Another new collector recently asked one of our long-time members what postage due stamps were, and how they were used.



The owner of this cover paid 89 cents for it. If he wanted to sell it (he doesn't), he could easily get \$50 for it. In the BC Phil's Philatelic Workshops, starting in February, you can learn what how a seemingly mundane cover can be worth much more than the dealer's asking price.

It seems that we older, perhaps jaded collectors have a tendency to assume that every stamp collector understands the same arcane jargon that we understand. After all, who wouldn't know that how to put together a stamp exhibit? (Answer: Almost every new collector, most of

whom have gone to a stamp exhibition.) Who wouldn't know what a postage due stamp is? (Answer: Almost every new collector, or anyone who never had to buy a postage-due stamp.)

"Seasoned" collectors seem to forget what it was like for us when we started collecting, when philately was terra incognita, when buying our first stamp album was a life-changing event, when learning to use a stamp catalogue was more challenging than dividing fractions and far more interesting.



Almost any collector would be happy to have a "Bluenose" in his collection, but he'd have to cough up at least \$300 for a never-hinged very-fine copy in an auction without much competition. So this block should sell for four times more, or \$1,200, shouldn't it? Nope. You'd probably have pay around \$2500. The BC Phil's new Philatelic Workshops will help to explain why some stamps are worth a lot more than other, seemingly identical stamps.

The goal of the Philatelic Workshops will be to go back to the basics, which doesn't mean that we will ignore the minutiae of philately that so entrance specialists. In fact, that minutiae constitutes the corpus of philately. In other words, the workshops should offer something for everyone.

Here's a short list of potential topics to discuss and questions to be asked over the coming months:

- Choosing and using philatelic catalogues.
- Choosing the best albums and stock books for your collection.
- Storing and handling stamps and covers safely.
- When do you keep a cover intact, or soak the stamp off and recycle the envelope?
- Why are some stamps valuable, and others that look identical are not?
- Why are some rare stamps worth almost nothing?
- What people collect, and why ?
- Why a collection might never be complete ?

(To continue in page 4)

(To continue from page 3)

- What good is a complete collection?
- Why stamps are almost always a lousy financial investment ?
- What judges look for in exhibits ?
- What judges don't know about exhibits ?
- What exhibitors don't know about judging ?
- When is a collection ready to be turned into an exhibit?



A novice might think that the stamp on the right is just a faded copy of the one on the left. If you attend the BC Phil's new Philatelic Workshops, you can learn that they are really two entirely different stamps.


Inevitably, questions about philatelic terminology will arise. Here is a very short vocabulary list that will inevitably be discussed in the workshops:

- Constant plate, colour, and shade varieties; plate damage, hairline, bleed, flyspeck, re-entry, perf, syncopated perf, roulette, error, freak, oddity, missing colour, misperf, imperf, compound perf, blind perf, albino, fugitive ink, aniline ink, taggant, Winnipeg tag, fluorescence, phosphorescence, invert, etc.
- CDS, back-stamp, machine cancel, slogan cancel, "cork" cancel, fancy cancel, pre-cancel, postmark, postal mark, adversity cover, pre-stamp postal mark, stampless cover, postal stationery, folded letter sheet, FDC, FFC, philatelic cover, postally used cover, corner card, aerogramme, air letter sheet, V-Mail, postal card, embossed, postcard, cover, field-post, FPO, APO, etc.
- Airgraph, free, enclosure, postage due, semi-postal, surcharge, bisect, official, officially sealed, registration, parcel post, special delivery, special handling, imprinted stamp indicium, overprint, occupation stamp, bogus, topical, commemorative, definitive, Cinderella, poster stamp, POW free frank, semi-official, booklet, booklet stamp, pane, block, inscription block, plate block, coil, chewing gum pane, postal tax, provisional issue, occupation stamp, railway parcel post, etc.

Two VANPEX judges have already volunteered to moderate some workshops, and we have many members whose collective knowledge

should lead to hours of useful debate and exchange of information.

An important component of the Philatelic Workshops will involve the display of stamps, covers, and other philatelic items, or at least good images of them. It's hoped that members will bring examples from their own collections.



Why is the "1" of "1941" in this Guernsey CDS cancellation curved like a parenthesis? That's one sort of question that will be answered in the BC Phil's upcoming series of Philatelic Workshops.

The first Philatelic Workshop is planned for Wednesday, February 8, 2012, at 7:30 p.m. We'll be talking about stamp and cover albums (both the kind you make yourself, or buy), stock books and stock sheets, and safe storage of your collections. If you can attend, please bring along your some of your albums and stock books, samples of home-made album pages, and any tips about storage that you have found useful.



Editor's Note: In this text, Bob Ingraham, member of BC Phil Society reviews on how to manipulate an exhibit frame in a stamp event and through his philately insight, we could feel some sentiments and endeavours that our dear club members experienced in the event.. Hope you enjoy reading it with smile.

An exhibit frame for use at BC Phil meetings ----- By Bob Ingraham

Every philatelic exhibitor looks forward to mounting a new exhibit, or even an old one with new exhibit sheets: it's usually the first opportunity to see what the completed exhibit actually looks like. And an exhibit's overall appearance is an important part of exhibiting, because judges' scores in part reflect that appearance.

Exhibit frames are mostly awkward, heavy things not designed for home use or easy storage and transport. The BC Phil's frames are stored in a member's garage in Richmond. In lieu of a frame, exhibitors have laid out exhibits on a bed

(To continue in page 5)

(To continue from page 4)

or the floor, usually one frame at a time unless they have a very big bed or large home. Neither method is very instructive. And there is an alternative.

A few months ago, BC Phil member Rein Vasara came to a meeting with a light-weight, portable exhibit frame that he had made for his own use in designing and laying out exhibits. It inspired me to make a similar one for use at club meetings.



I bought an artist's easel at Staples, then drew up simple plans and took them to Fast Frames, 999 Denman Street, in Vancouver's West End. The frame and strips to support exhibit pages would be made from foam-core mounting board. For portability, I designed the frame with two hinged halves.

Fast Frames employee Steven Boyd, who built the frame, offered several useful suggestions, including reinforcing the back with strips of wood to keep it from warping. He also made a box to store the frame in.

After picking up the completed frame, I added various hooks, screw-eyes and light chains to stabilize the easel and secure the frame to it. Now it's stored in our meeting room at West

Burnaby United Church, and has already been used, as of this writing, by two speakers. It should be especially useful for the new "Philatelic Workshop" meetings we are planning for the second Wednesday of each month, starting in February.

The total cost of the frame was about \$175 including taxes. If you have a few basic tools, a sharp box cutter and more room than I have in my apartment, you could easily make such an exhibit frame at home for much less money, and perhaps higher quality materials. (One drawback of the new frame is that it is quite fragile and will have to be handled carefully.)

More photographs of the frame, along with details of construction, are on-line at www.bcphilatelic.org/images/exhibit-frame-final-copy.pdf.



Sweet Memory of Past Events in Late 2011 Thank you, Our Dear Speakers

-----by Editor Mulberry Sang

- On 23 Nov 2011, at the BC Phil meeting, RPSC President George Pepall joined us and talked about the RPSC and the possibility of BC as the host province for an upcoming Royal/Royale Philatelic Exhibition. He also showed us part of his exhibits, which meant that he could get to use the club's new portable, light-weight exhibit frame, completed just a few weeks ago. See the left illustration about the frame. It might give you some ideas about making your own.

- Dec 14, 2011, BC Phil member Dr. Ron Warneboldt showed us a slide presentation about the history of medicine on stamps. He also touched on polio as a collecting area; Ron's mother was both a nurse and a polio victim, who encouraged him to take on the medical career later. During the seminar, he also highlighted some amazing medical discoveries in history, which attracted the attention of our dear club members.



Editor's Note: In this text, Mulberry Sang, member of BC Phil Society reviews on a rare German stamp issued in 2001, but sold at the recent Berlin Auction at an amazing price. Through his philately insight, we could share some sentiments offshore. Hope you enjoy reading it with smile.



Rare Audrey Hepburn Stamps of Germany Sold at Berlin Auction

-----by Mulberry Sang

In 2011, a rare sheet of 10 stamps showing film star Audrey Hepburn smoking has fetched 430,000 euros (£380,000) at a charity auction in Berlin.

The German Postal Service printed 14 million of the stamps in 2001 depicting the actress as Holly Golightly in the film *Breakfast at Tiffany's*.

They show Hepburn with a long, black cigarette holder hanging from her lips.

But her son refused to grant copyright, saying the image had been altered, and all but a few sheets were destroyed.

The son, Sean Ferrer, agreed to auction a sheet in his possession for charity.



The stamps were originally printed in 2001

Two-thirds of the proceeds from Saturday's auction will go towards the Audrey Hepburn Children's fund to help educate children in sub-Saharan Africa, while a third will go to Unicef.

"I feel wonderful about the fact that something that belonged to her today can bring focus on children in need all over the world," said Mr Ferrer, who is also chairman of the Hepburn charity.

"We are able to turn something around that started off on the wrong foot and make it into something positive that's going to help a lot of kids around the world."

The stamps were printed as part of a series featuring classic film stars, but it was only after production that Mr Ferrer was contacted for copyright permission.

"In the original photo, she's got sunglasses hanging from her mouth, but they had flipped the negative and replaced the glasses with the cigarette holder," he told the Associated Press news agency ahead of the auction.



Auctioneer Elisabeth Schlegel with the stamp sheet

He suggested either the original photo or an alternative, but the postal service hastily replaced the actress with a generic film roll and ordered the stamps to be destroyed.

Two sheets were spared, one for the Postal Service Archives and one for the German Post Museum, however two additional sheets of stamps disappeared.

During the last six years, five of the missing stamps were sold at auction for between 62,500 and 173,000 euros by stamp appraiser Andreas Schlegel.



Mr Schlegel then contacted Mr Ferrer to suggest asking the German government if they could sell one of the archived stamp sheets for charity.

However, Mr Ferrer already had a sheet the government had sent him for approval in 2001. Mercer Bristow, from the American Philatelic Society, said a contract Mr Ferrer signed with the German finance ministry earlier this year, securing rights to the stamp sheet and ensuring the government would not sell either of its sheets until 2040, helped drive up the reserve price of the set.



Editor's Note: In this text, Mulberry Sang, member of BC Phil Society tells us an untold story of early Austro-Hungarian occupation in China during the Boxers' Uprising Era (1900), which is rarely known to both his countrymen and people worldwide nowadays. Hope you enjoy reading it with smile.



Early Austro-Hungarian Occupation in China
----- by Mulberry Sang

Early Austro-Hungarian stamps (1850-1918 aka the Austro-Hungarian Empire) are very likely one of the most common causes of headache for most worldwide stamp collectors. I confess it has taken me years to get a somewhat descend grip of issued main types, especially those used in China, and I am still far away from being an expert with these stamps and covers. For the next newsletter, I'll be covering these issues in a multipart article starting with this post.

Stamps of this category are usually without country name. Many stamp collectors notice that very early Austrian stamps do not contain any inscription for country name. There is a very specific reason for this. Until the Austro-Hungarian Compromise in 1867, Austrian stamps were also valid in whole Austrian Empire. This meant that Hungary and some German state areas where they were used even after the establishment of sovereign postal rights until 1871, and in Liechtenstein until 1912.



The above shows a rare postcard of Tian-an-men Square, Beijing in 1900 with a half-cut stamp of Austrian-Hungarian Occupation and cancelled in Austrian language. It looks very nice!

Country name began appearing in Austrian stamps as late as in 1883. Before the stamps might, but not necessarily did, include inscription "KK Post"—abbreviation for "Kaiserliche Königliche Post" (roughly translated as Imperial Royal post).

So far, the wide, multinational geographical usage of these stamps provides a sea of plethora for cancel and postal history collectors.

Missing country inscription might be a serious identification obstacle for some, but luckily stamps from this era are easy to identify. Over a period of more than 50 years only 3 topics were used in stamp design: coats of arms, the portraits of the Emperor and head of Mercury.



The most wanted Austrian postage stamp is "Red Mercurius" issued in 1856. Michel #9, worth 40,000€ Very likely something most collectors (me included) will never own.

A more specific timeline can be achieved by looking at nominal values and currencies used in stamps. Between 1850 and 1858 the Austro-Hungarian stamps had currency using Kreuzer's or Gulden's (1850-1858: 60 kreuzer = 1 gulden, 1858-1899 100 kreuzer = 1 gulden), and from 1899 onwards it was Heller's and Krone's (100 heller = 1 krone).

More currency confusion is easily added if you are a lucky one to spot a stamp that was issued by one of the many Austrian foreign post offices. These can contain nominal values in Piastres, Paras, Centimes and several other currencies.

Be sure to check out other parts of this Austrian-Hungarian stamp series. You may sooner or later find some stuff that could bring you a big surprise!

The left shows Austro-Hungarian consulate general in Tienjin, China in 1900, which used to accommodate 300 soldiers at the time. They posted letters back to their home country with some Austro-Hungarian occupation stamps and cancellation.



In China today, many people could still recall a movie entitled SISSI, showing Elisabeth, a beautiful image of Empress of Austria and Queen of Hungary. Later she became a historical icon, thought to have been a non-conformist who abhorred conventional court protocol and a free spirit who valued freedom above anything else.



BC Philatelic Society Program Schedule February - April 2012

BC Philatelic Society Schedule of Meetings February 9 - April 25, 2012

Several years ago, when some BC Phil members expressed a preference for daytime meetings, the club executive scheduled meetings to occur on the first Monday morning of each month in lieu of Wednesday-evening meetings on the first Wednesday of the month. Because the Monday meetings have never been well attended, *no more Monday meetings are planned*. Starting with this new schedule, *all BC Phil meetings will take place from 7:30 p.m. to 9:30 p.m. on Wednesday evenings*.



February

- **Wednesday, Feb. 8, 7:30 p.m. - 9:30 p.m. — Philatelic Workshop:** One of a series of monthly meetings to discuss a wide array of philatelic topics. For new collectors, the meetings will amount to enrolling in Philately 101, without exams! Experienced collectors will have the opportunity to share their knowledge and learn from other collectors and guests.
- **Wednesday, Feb. 15, 7:30 p.m. - 9:30 p.m. — Monthly Auction:** Members and guests are invited to participate. Sellers may consign up to six items. The club keeps a 10 % commission. Donations are welcome!
- **Wednesday, Feb. 22, 7:30 p.m. - 9:30 p.m. — Annual General Meeting:** The election of the BC Philatelic Society's executive for 2012-2013, and presentation of committee reports.
- **Wednesday, Feb. 29, 7:30 p.m. - 9:30 p.m. — Swap & Shop Social:** Browse new circuit books from the Royal Philatelic Society of Canada.

March

- **Wednesday, March 7, 7:30 p.m. - 9:30 p.m. — Swap & Shop Social:** Browse new circuit books from the Royal Philatelic Society of Canada.
- **Wednesday, March 14, 7:30 p.m. - 9:30 p.m. — Philatelic Workshop:** One of a series of monthly meetings to discuss a wide array of philatelic topics. For new collectors, the meetings will amount to enrolling in Philately 101, without exams! Experienced collectors will have the opportunity to share their knowledge and learn from other collectors and guests.
- **Wednesday, March 21, 7:30 p.m. - 9:30 p.m. — Monthly Auction:** Members and guests are invited to participate. Sellers may consign up to six items. The club keeps a 10 % commission. Donations are welcome!
- **Wednesday, March 28, 7:30 p.m. - 9:30 p.m. — Swap & Shop Social:** Browse new circuit books from the Royal Philatelic Society of Canada.

April

- **Wednesday, April 4, 7:30 p.m. - 9:30 p.m. — Swap & Shop Social:** Browse new circuit books from the Royal Philatelic Society of Canada.
- **Wednesday, April 11, 7:30 p.m. - 9:30 p.m. — Philatelic Workshop:** One of a series of casual monthly meetings to discuss a wide array of philatelic topics. For new collectors, the meetings will amount to enrolling in Philately 101, without exams! Experienced collectors will have the opportunity to share their knowledge and learn from other collectors and guests.
- **Wednesday, April 18, 7:30 p.m. - 9:30 p.m. — Monthly Auction:** Members and guests are invited to participate. Sellers may consign up to six items. The club keeps a 10% commission. Donations are welcome!
- **Wednesday, April 25, 7:30 p.m. - 9:30 p.m. — Swap & Shop Social:** Browse new circuit books from the Royal Philatelic Society of Canada.

